

artigo

BIM PRODUCTS
CONTENTS AND USER MANUAL

AUTHORING SOFTWARE
GRAPHISOFT ARCHICAD 21



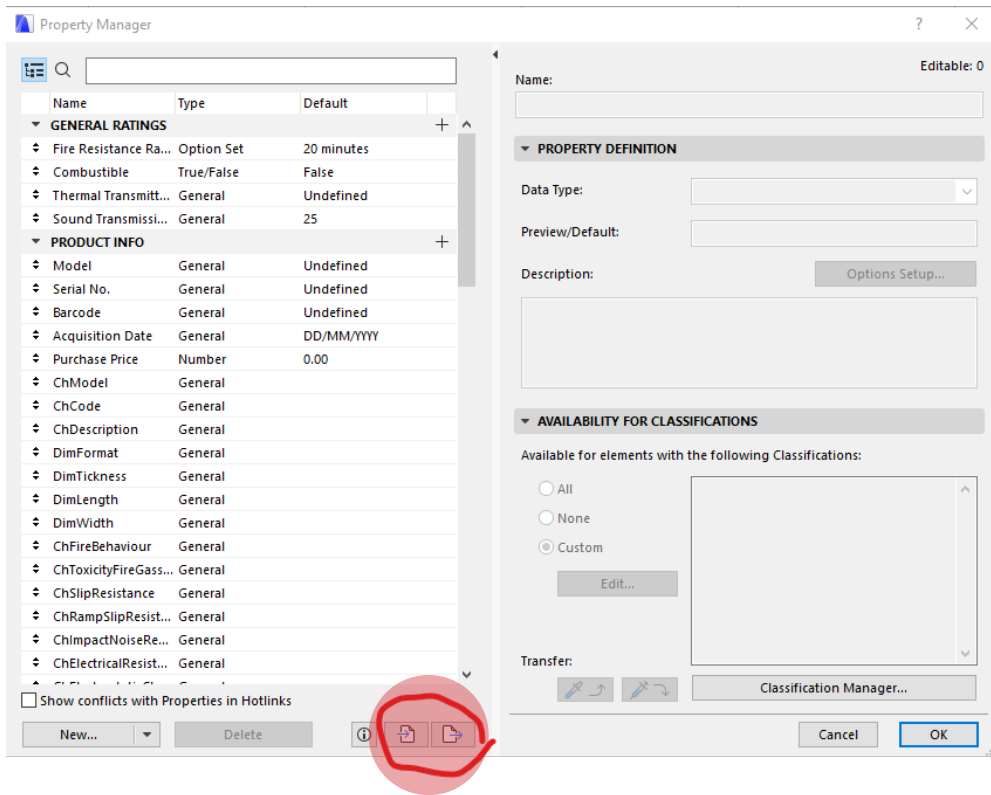
This document contains information on how to use the BIM parametric models provided by ARTIGO correctly.

Name and definition of files

The selection of Artigo products is distributed using two methods:

- **A .pln file** called “gallery” containing the types of floor system tool;
- **A folder** containing the .aat material attribute file, the texture file, the bumping file, and two .xml files, one for importing the parameters, the other for importing the schedule.

To set the parameters in a new Archicad session, select: Options-Property Manager-Import from File-File: Artigo Parameters Property Manager File.xml

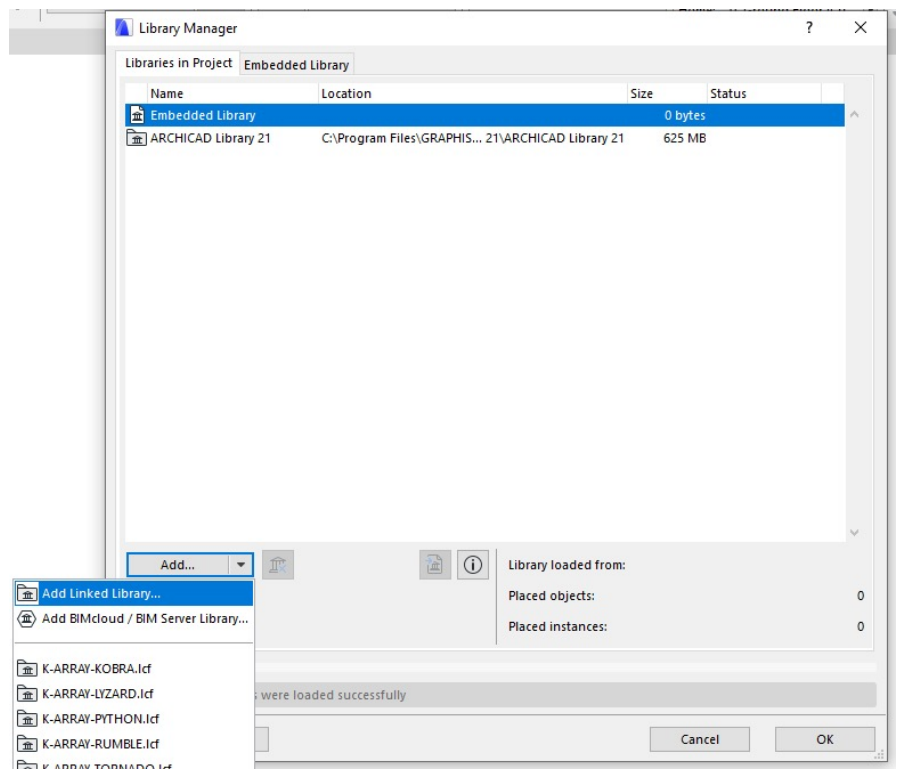


How to upload ARTIGO content

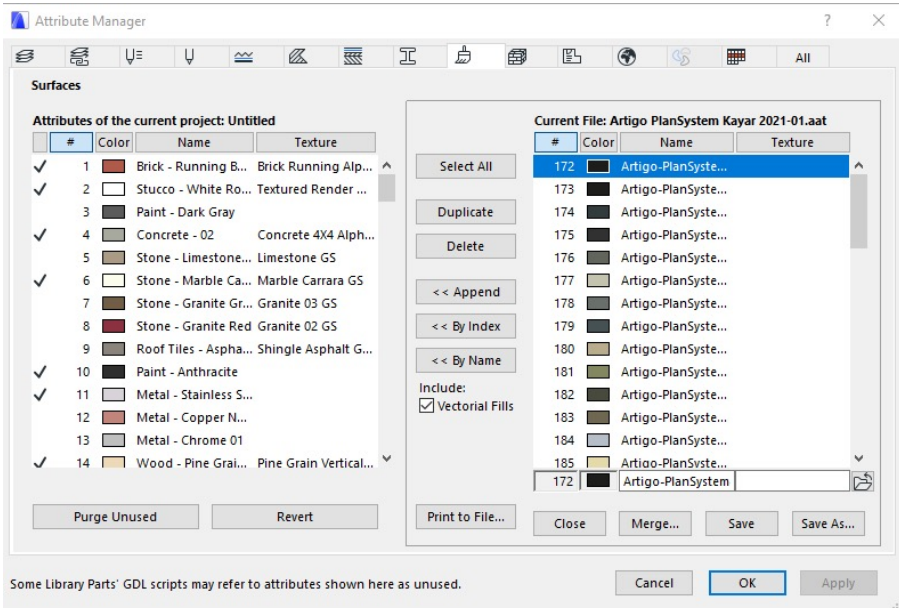
You can download the library for each product or use the gallery file for all products.

To use the content, the user should follow these instructions:

- Select: Files-Libraries and Objects-Library Manager-Add Linked Library-
- select the folder containing the textures of the desired lines



- if you use the gallery file, simply use copy-paste between files to correctly import elements and related parameters (the previous step is essential because Archicad recovers the texture used on the various surfaces).
- if, on the other hand, you want to import the attributes of the materials for each product, go to Options-Element Attributes-Attribute Manager-Open .aat file-Import the desired materials, surfaces or fills depending on what you want to do.



NB:

The product thicknesses are specified in the surface name. The user should take this into account when defining the composite floor structures to be used in the project.

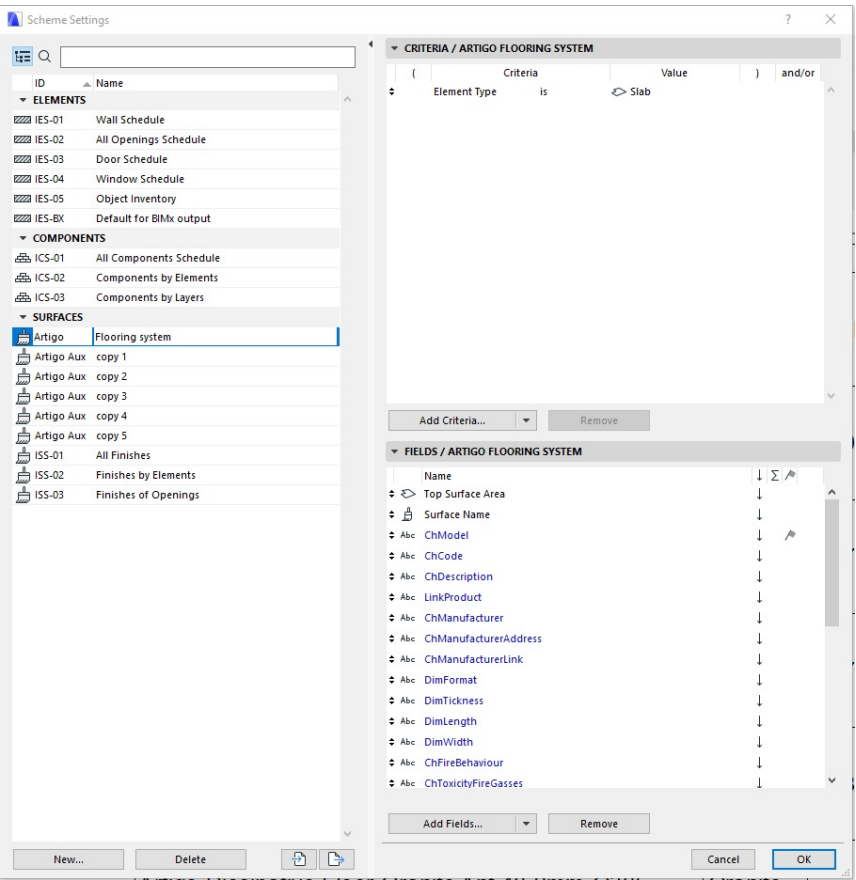
Level of Detail

All the textures and maps used have been calibrated for technical use so that the product can be recognised without weighing the file down with excessive resolutions. They have good rendering in the realistic views and sufficient resolution for a conceptual render.

Level of Information

The technical characteristics and links to the installation, maintenance and certification are indicated for each material and product.

Technical data are also included to allow the designer to make an informed choice.



artigo

Artigo Spa - Società
Unipersonale
Via Cascina Vione 3
20079 Basiglio (Mi) · Italy
Tel +39 0290786415
Fax +39 0290786449

Artigo France Sarl
24 Rue Firmin Gillot
75 015 Paris · France
Tel +33 142770000
Fax +33 143487731

Artigo Iberica SL
Profesor Beltran Baguena 4
46009 Valencia · Spain
Tel +34 963498899
Fax +34 963498713

www.artigo.com

