

artigo

BIM PRODUCTS
CONTENTS AND USER MANUAL

AUTHORING SOFTWARE
AUTODESK REVIT 2019



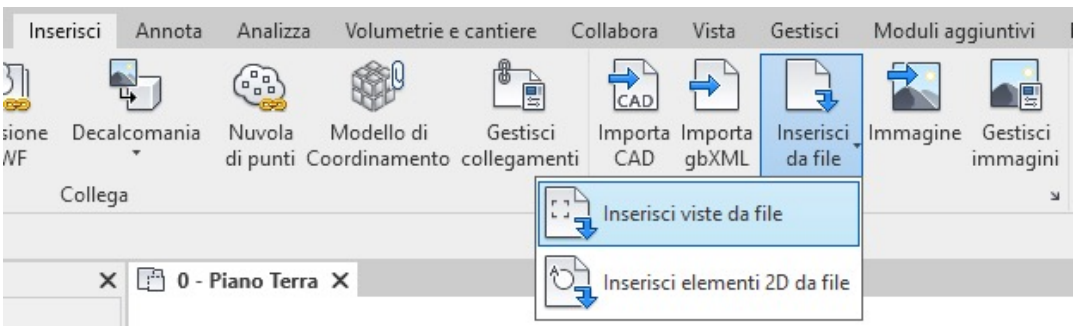
This document contains information on how to use the BIM parametric models provided by ARTIGO correctly.

Name and definition of files

The selection of Artigo products is distributed using two methods:

- **A .rvt file** called “gallery” containing the types of floor system family;
- **A folder** containing the material library file, the texture file, the bumping file and an .rvt file containing the floor schedule with all the parameters set.

The user can import the schedule view with all the parameters by selecting from the toolbar: insert-insert views from file-select rvt file-select schedule view

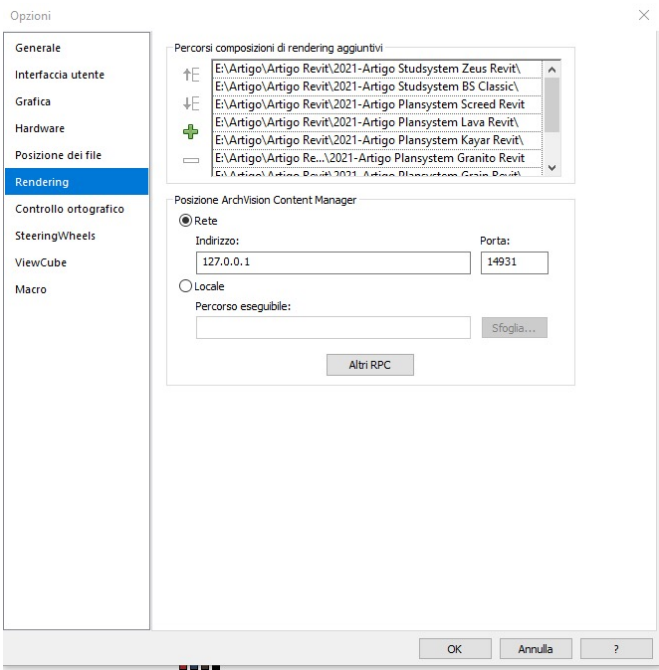


How to upload ARTIGO content

You can download the library for each product or use the gallery file for all products.

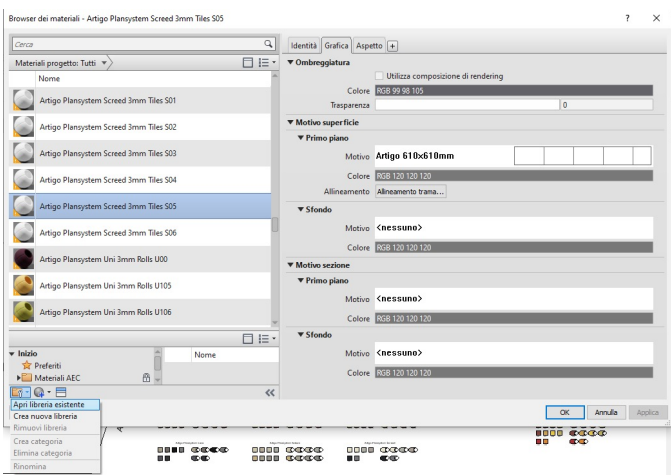
To use the content, the user should follow these instructions:

- Select: File-Options-Rendering-insert the folders containing the textures and bumping maps in the renderings



This will avoid the missing texture error message that Revit creates when the location of the folder containing the textures is changed.

- if you use the gallery file, simply use copy-paste between files in the same session to correctly import elements and parameters
- if, on the other hand, you want to import the material library for each product, go to: Manage-Materials-Open Existing Library



Finally, import the required materials.

NB:

The product thicknesses are specified in the material name. The user should take this into account when defining the types of floor they will use in their project.

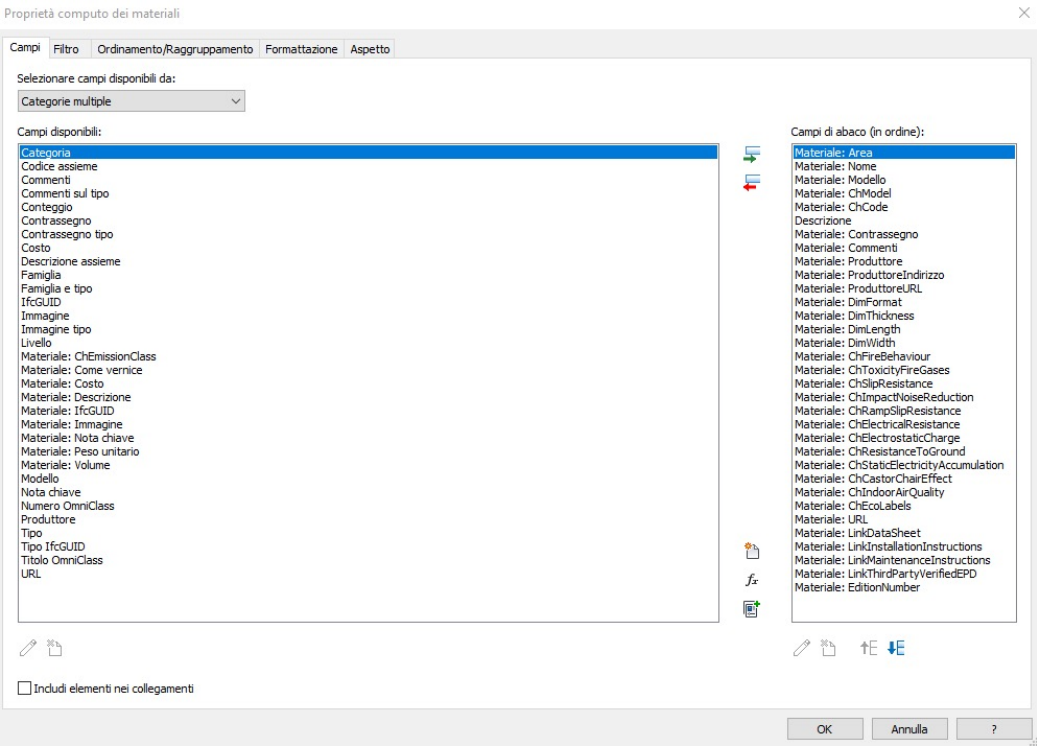
Level of Detail

All the textures and maps used have been calibrated for technical use so that the product can be recognised without weighing the file down with excessive resolutions. They have good rendering in the realistic views and sufficient resolution for a conceptual render.

Level of Information

The technical characteristics and links to the installation, maintenance and certification are indicated for each material and product.

Technical data are also included to allow the designer to make an informed choice.



artigo

Artigo Spa - Società
Unipersonale
Via Cascina Vione 3
20079 Basiglio (Mi) · Italy
Tel +39 0290786415
Fax +39 0290786449

Artigo France Sarl
24 Rue Firmin Gillot
75 015 Paris · France
Tel +33 142770000
Fax +33 143487731

Artigo Iberica SL
Profesor Beltran Baguena 4
46009 Valencia · Spain
Tel +34 963498899
Fax +34 963498713

www.artigo.com

